


● Wacky Jigheads

Zappu Jighead Wacky (w/weedguard)




Jackall Wacky-Jig Head (w/weedguard)




Jackall Wacky-Jig Head



Zappu Jighead Wacky




Gamakatsu Wacky Head



Big Bite Baits Wacky Head

Eiron Breaker Wacky Ball Jig



While this rig may seem simple, head design can be critical for worm action. The original heads, Zappu's Jighead Wacky (formerly known as King Cobra or Inch Wacky) and Jackall's Wacky-Jig Head, are round and made of tungsten to provide a fast fall for their small profile. They're backed by a super-sharp needle-point hook.

These heads, along with Big Bite Bait's Wacky Head, Gamakatsu's Wacky Head, and the Wacky Ball from Eiron Breaker Lure Company of Missouri, lack a collar or barb to hold softbaits. For wacky-jigging, the worm should rest in the hook bend and not slide up the shank. The farther from the head it lies, the more action can be imparted.

Jackall's head comes in three weights, 1/16-, 1/13-, and 3/32-ounce, while the Zappu is available in 1/16-, 3/32-, 1/8-, and 3/16-ounce. Versions with a light weedguard are available from Jackall and Zappu.

Gamakatsu's Wacky Head is laterally flattened to impart a side-to-side rolling action and is coated with red epoxy. It has a short-shank, wide-gap #2 hook in 1/32-, 1/16-, and 1/8-ounce weights. Big Bite's Wacky Head comes in 1/16-, 1/8-, 3/16-, and 1/4-ounce sizes. A recent addition is the Wacky Ball Jig from Eiron Breaker Lures of Missouri, available in 1/8- and 1/4-ounce weights with a 1/0 or 3/0 hook.

Japanese co-angler four years ago, Tyler was inspired to try wacky-jigging. His inspiration came as his "amateur" outscored him in bass by an astounding 10:1 ratio. "The key is to use the lightest line and lightest head you can get away with," he says. "This rig gets you bites in highly pressured waters. You can fish it behind other anglers and catch bass.

"I let it fall on slack line while I shake the rod. A worm like Optimum's Twin Teaser or Zoom Finesse Worm moves with a dual-cam action when rigged on the Zappu Jighead Wacky. It flickers horizontally and vertically, an action bass haven't

seen. When it lands, keep shaking it and move it along a few feet. Strikes usually come on the initial fall, though."

While bringing this report together, we received more accounts of new tactics and successes with wacky jigs from pro anglers, tackle industry personnel, and inquisitive anglers across the land. More tactics will be forthcoming. In the meantime, refine your own repertoire with this new and promising presentation. ■

Yamamoto Shad Shape Worm

